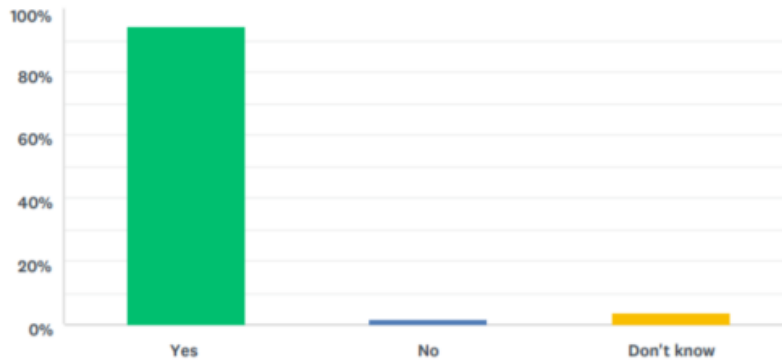


# Putaruru Growth Plan - Survey results

Do you think that Putāruru should plan ahead for future growth?

Answered: 52 Skipped: 0



| ANSWER CHOICES | RESPONSES |    |
|----------------|-----------|----|
| Yes            | 94.23%    | 49 |
| No             | 1.92%     | 1  |
| Don't know     | 3.85%     | 2  |
| TOTAL          |           | 52 |

How satisfied are you with the proposed growth plan? (rank on scale from 1 - 5 where 1 is 'very unsatisfied' and 5 is 'very satisfied').

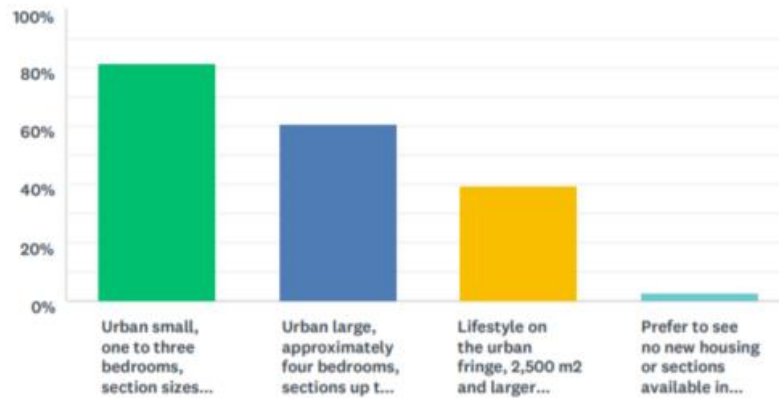
Answered: 43 Skipped: 9



| ANSWER CHOICES        | AVERAGE NUMBER | TOTAL NUMBER | RESPONSES |
|-----------------------|----------------|--------------|-----------|
|                       | 4              | 153          | 43        |
| Total Respondents: 43 |                |              |           |

Real Estate agents and other organisations involved in residential housing provision have said that there is simply very little housing - both for sale and for rent - available in the South Waikato. Please select which property types you feel we need more of (you can select more than one):

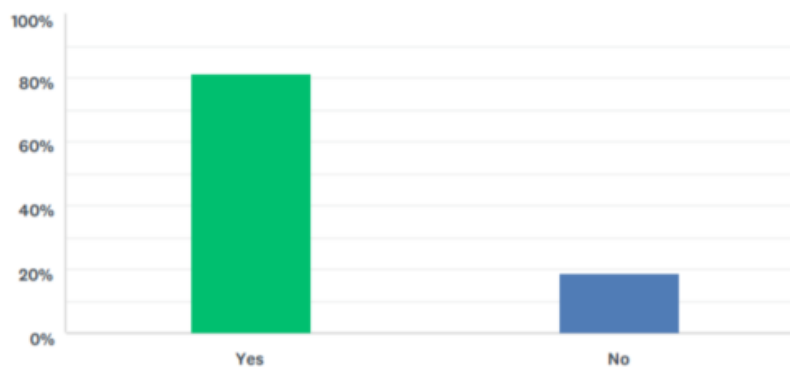
Answered: 43 Skipped: 9



| ANSWER CHOICES   | RESPONSES |
|--|-----------|
| Urban small, one to three bedrooms, section sizes of approximately 450m2 | 81.40% 35 |
| Urban large, approximately four bedrooms, sections up to 1,000 m2        | 60.47% 26 |
| Lifestyle on the urban fringe, 2,500 m2 and larger section sizes         | 39.53% 17 |
| Prefer to see no new housing or sections available in Putaruru           | 2.33% 1   |
| Total Respondents: 43  |           |

## Do you live in Putāruru?

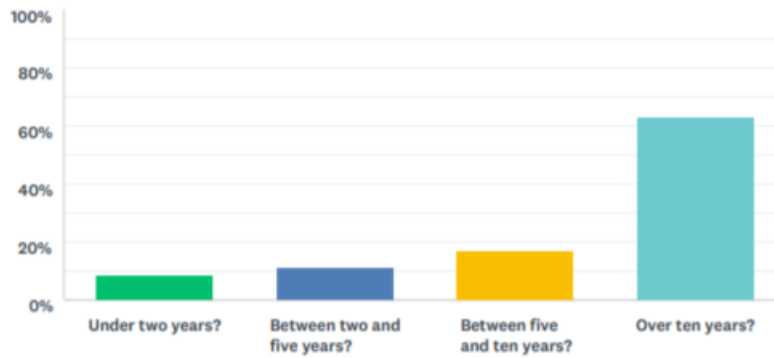
Answered: 43 Skipped: 9



| ANSWER CHOICES | RESPONSES |
|----------------|-----------|
| Yes            | 81.40% 35 |
| No             | 18.60% 8  |
| TOTAL          | 43        |

## If yes, how long have you lived in Putaruru?

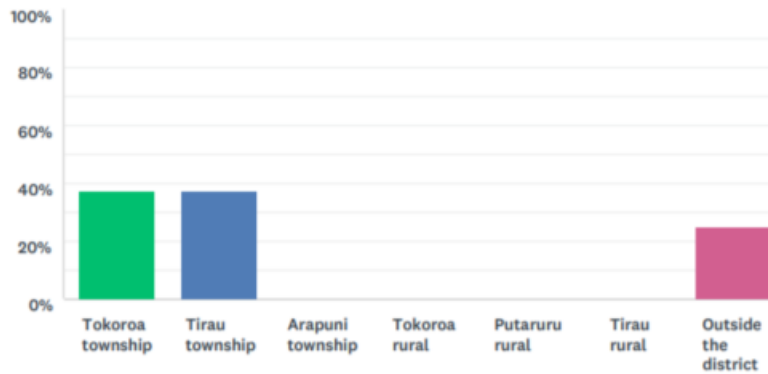
Answered: 35 Skipped: 17



| ANSWER CHOICES              | RESPONSES |           |
|-----------------------------|-----------|-----------|
| Under two years?            | 8.57%     | 3         |
| Between two and five years? | 11.43%    | 4         |
| Between five and ten years? | 17.14%    | 6         |
| Over ten years?             | 62.86%    | 22        |
| <b>TOTAL</b>                |           | <b>35</b> |

## If no, where do you live?

Answered: 8 Skipped: 44



| ANSWER CHOICES       | RESPONSES |          |
|----------------------|-----------|----------|
| Tokoroa township     | 37.50%    | 3        |
| Tirau township       | 37.50%    | 3        |
| Arapuni township     | 0.00%     | 0        |
| Tokoroa rural        | 0.00%     | 0        |
| Putaruru rural       | 0.00%     | 0        |
| Tirau rural          | 0.00%     | 0        |
| Outside the district | 25.00%    | 2        |
| <b>TOTAL</b>         |           | <b>8</b> |

